





















Company Insulin Pump	Features	Size and Weight	Battery	Reservoir	Infusion Set	Basal Range	Bolus Range	Food Database?	Details
Animas Corp. OneTouch Ping 		Pump: 3.25 x 2 x 0.86 in. 3.74 oz. with battery and empty reservoir Meter remote: 3.8 x 2.46 x 1.12 in. 3.88 oz. with batteries	Pump: (1) 1.5-volt lithium AA or (1) 1.5-volt alkaline AA Meter remote: (2) 1.5-volt alkaline AAA	200-unit cartridge	Compatible with all standard Luer-lock infusion sets	From 0.025 to 25 units per hour in 0.025-unit increments	0.05 to 35 units in 0.05-unit increments. Insulin-to-carb ratio in whole units only.	Yes, meter remote stores up to 500 foods and their nutrition information. Added software allows users to customize food database.	Meter remote and pump can each control nearly all pump functions, including delivering a bolus, monitoring pump stats, and confirming alarms and warnings. Meter remote works from up to 10 feet away. Pump is waterproof for up to 12 feet deep for 24 hours, so there's no need to disconnect while swimming or bathing. Eight pump and eight meter remote "skins" are available to customize. Works with ezManager Max data management software, which is compatible with Windows (except Windows 7 and 8) and Mac operating systems. Pump also works with Diasend Web-based data management software.
Animas Corp. Vibe 		3.25 x 2 x 0.86 in. 3.7 oz. without batteries and with empty reservoir	(1) 1.5-volt lithium AA or (1) 1.5-volt alkaline AA	200-unit cartridge	Compatible with all standard Luer-lock infusion sets	From 0.025 to 25 units per hour in 0.025-unit increments	From 0.05 to 35 units in 0.05-unit increments. Insulin-to-carb ratio in whole units only.	Yes, pump stores up to 500 foods and their nutrition information.	The Vibe is a pump with built-in CGM technology that uses a sensor to wirelessly transmit continuous glucose readings. (For more on its CGM functions, visit diabetesforecast.org/consumerguide .) Pump is waterproof for up to 12 feet deep for 24 hours, so there's no need to disconnect while swimming or bathing. Eight pump "skins" are available to customize. Works with Diasend Web-based data management software.
Insulet Corp. OmniPod 		Pod: 1.53 x 2.05 x 0.57 in. 0.88 oz. with empty reservoir Personal Diabetes Manager (PDM): 2.4 x 4.4 x 0.98 in. 4.4 oz. with batteries	Pod: battery integrated PDM: 2 AAA	Pod includes built-in reservoir that holds 200 units.	Does not use tubing. Pod comes with a built-in cannula and insertion device.	From 0.05 to 30 units per hour in 0.05-unit increments	From 0.05 to 30 units. Increments of 0.05, 0.1, 0.5, or 1 unit. Insulin-to-carb ratio in whole units only.	Yes, PDM contains more than 1,000 common foods (with nutrition information) and stores up to 36 preset carb values.	No tubing required: System includes a pod that's worn for up to 72 hours and a PDM that controls the pod's functions (you can't control the pod without the PDM). Pod is waterproof for up to 25 feet deep for 60 minutes, so there's no need to disconnect while swimming or bathing. Seven "skins" are available for PDM personalization. Works with Abbott's CoPilot data management software. Software is compatible with Windows (except Windows 8), but is not Mac compatible. PDM is compatible with Glooko data management system and NuMedics' online Diabetes Partner data management tool.
Medtronic Diabetes MiniMed 530G With Enlite 		Model 551: 2 x 3.3 x 0.81 in. 3.4 oz. with battery and empty reservoir Model 751: 2 x 3.7 x 0.82 in. 3.7 oz. with battery and empty reservoir	1 AAA	Model 551: 180-unit reservoir Model 751: 300-unit reservoir	Compatible with Medtronic infusion sets only	From 0.025 to 35 units per hour in 0.025-unit increments for up to 0.975 units. Increments of 0.05 units for between 1 and 9.95 units. Increments of 0.1 units for 10 units or more.	From 0.025 to 25 units. Increments of 0.025 units up to 0.975 units. Increments of 0.05 units for 0.975 units or more. Insulin-to-carb ratio allows for fractions of grams.	No	The MiniMed 530G combo meter-CGM, is the first FDA-approved device with Threshold Suspend technology. This feature stops insulin delivery for up to 2 hours if the blood glucose level reaches a preset low limit and the user doesn't react to a low-glucose alarm. (For more on its CGM functions, visit diabetesforecast.org/consumerguide .) Remove pump body before bathing, swimming, or other water activities. Works with CareLink Personal software to upload and manage pump and CGM data. Compatible with Windows (except Windows 8) and Mac operating systems. Pump also works with MiniMed Connect, which allows pump and CGM data to be displayed via an app on an iPhone or iPod Touch. MiniMed Connect can also text updates to family and friends. Not approved for use in children under 16.
Medtronic Diabetes MiniMed Paradigm Revel 		Model 523: 2 x 3.3 x 0.82 in. 3.4 oz. with battery and empty reservoir Model 723: 2 x 3.7 x 0.84 in. 3.6 oz. with battery and empty reservoir	1 AAA	Model 523: 180-unit reservoir Model 723: 300-unit reservoir	Compatible with Medtronic infusion sets only	From 0.025 to 35 units per hour in 0.025-unit increments for up to 0.975 units. Increments of 0.05 units for between 1 and 9.95 units. Increments of 0.1 units for 10 units or more.	From 0.025 to 25 units. Increments of 0.025 units up to 0.975 units. Increments of 0.05 units for 0.975 units or more. Insulin-to-carb ratio allows for fractions of grams.	No	Though formerly a combo pump-CGM, the MiniMed Revel is now a stand-alone pump. Has remote-control capabilities. Remove pump body before bathing, swimming, or other water activities. Pump comes in five different colors, and "skins" are available to customize. Works with CareLink Personal software to upload and manage pump and CGM data. Compatible with Windows (except Windows 8) and Mac operating systems. Pump also works with MiniMed Connect, which allows data to be displayed via an app on an iPhone or iPod Touch. MiniMed Connect can also text updates to family and friends.

KEY  Tubing  Reservoir Volume  Out-of-Pocket Cost  Flexible Dosing  Small Doses  Watertight Exterior  CGM Integration  Meter Interaction  Insulin Suspension

Company Insulin Pump	Features	Size and Weight	Battery	Reservoir	Infusion Set	Basal Range	Bolus Range	Food Database?	Details
Roche Insulin Delivery Systems Accu-Chek Combo 		Pump: 3.2 x 2.2 x 0.8 in. 3.9 oz. with battery and full reservoir Meter remote: 3.7 x 2.2 x 1 in. 3.6 oz. with batteries	Pump: (1) AA lithium, alkaline, or rechargeable Meter remote: (3) AAA alkaline	315-unit cartridge	Compatible with all standard Luer-lock infusion sets	From 0.05 to 25 units per hour. Delivers in 0.01-unit increments for up to 1 unit per hour, in 0.05-unit increments for up to 10 units per hour, and in 0.1-unit increments for up to 25 units per hour.	From 0.1 to 25 units in increments of 0.1, 0.2, 0.5, 1, and 2 units for standard boluses. Extended and Multiwave boluses are adjustable in increments of 0.1 units. Insulin-to-carb ratio allows for fractions of grams.	No	Meter remote and pump can each control nearly all pump functions, including delivering a bolus, monitoring pump stats, and confirming alarms and warnings. Meter screen displays graphs and data in full color. Meter remote works from about 6 feet away. Pump is watertight for up to 8 feet for 1 hour, though disconnecting is recommended for bathing, swimming, and other water activities. Works with Accu-Chek 360° software, insulin pump configuration software, and Smart Pix device reader for data management. Software and reader are compatible with Windows (except Windows 8; only 360° software works with Windows 7) but are not Mac compatible.
Sooil Development Dana Diabecare IIS 		3.07 x 1.81 x 0.78 in. 2.29 oz. with battery and full reservoir	(1) 3.6-volt DC lithium	300-unit cartridge	Compatible with Sooil infusion sets only	From 0.1 to 16 units per hour in 0.1-unit increments	From 0.1 to 10 units in 0.1-unit increments. From 10 to 87 units in 1-unit increments. Insulin-to-carb ratio in whole units only.	No	Menu uses icons instead of words. Available in a choice of five colors. Does not work with data management software.
Tandem Diabetes Care T:flex Pump 		3.13 x 2 x 0.84 in. 4.05 oz. with battery and full reservoir	Rechargeable lithium polymer battery	480-unit cartridge	Compatible with all standard Luer-lock infusion sets	From 0.5 to 15 units per hour in 0.001-unit increments	From 0.5 to 60 units in 0.01-unit increments. Insulin-to-carb ratio allows for fractions of grams.	No	Largest-capacity insulin pump designed for people who require more than 100 units of insulin per day. Maximum bolus of 60 units. Color touch screen. Micro-delivery technology allows for a thinner pump. Rechargeable battery with micro USB. Pump is watertight for up to 3 feet deep for 30 minutes. Works with T:Connect Diabetes Management Application, Tandem's Web-based software that is compatible with both Windows and Mac operating systems. Also works with Diasend, a Web-based glucose data management software. May be used by children 12 and over.
Tandem Diabetes Care T:slim Pump 		3.13 x 2 x 0.6 in. 3.95 oz. with battery and full reservoir	Rechargeable lithium polymer battery	300-unit cartridge	Compatible with all standard Luer-lock infusion sets	From 0.1 to 15 units per hour in 0.001-unit increments	From 0.05 to 25 units in 0.01-unit increments with an option for up to an additional 25 units. Insulin-to-carb ratio allows for fractions of grams.	No	Color touch screen. Flat reservoir design and micro-delivery technology allow for a thinner pump. Rechargeable battery with micro USB. Delivers smallest basal insulin increments available. Pump is watertight for up to 3 feet deep for 30 minutes. Works with T:Connect Diabetes Management Application, Tandem's Web-based software that is compatible with both Windows and Mac operating systems. Also works with Diasend, a Web-based glucose data management software. May be used by children 12 and over.
Tandem Diabetes Care T:slim G4 Pump 		3.13 x 2 x 0.6 in. 3.95 oz. with battery and full reservoir	Rechargeable lithium polymer battery	300-unit cartridge	Compatible with all standard Luer-lock infusion sets	From 0.1 to 15 units per hour in 0.001-unit increments	From 0.05 to 25 units in 0.01-unit increments with an option for up to an additional 25 units. Insulin-to-carb ratio allows for fractions of grams.	No	The T:slim G4 is a pump with built-in CGM technology that uses a sensor to wirelessly transmit continuous glucose readings. (For more on its CGM functions, visit diabetesforecast.org/consumerguide .) Color touch screen. Flat reservoir design and micro-delivery technology allow for a thinner pump. Rechargeable battery with micro USB. Delivers smallest basal insulin increments available. Pump is watertight for up to 3 feet deep for 30 minutes. Works with T:Connect Diabetes Management Application, Tandem's Web-based software that is compatible with both Windows and Mac operating systems. Also works with Diasend, a Web-based glucose data management software. May be used by children 12 and over.

KEY

-  Tubing
-  Reservoir Volume
-  Out-of-Pocket Cost
-  Flexible Dosing
-  Small Doses
-  Watertight Exterior
-  CGM Integration
-  Meter Interaction
-  Insulin Suspension